

## 4.3. BADGES

### RELIGIOUS BADGES



CS Religious  
Badge



S Religious  
Badge



VS Religious  
Badge



RS Religious  
Badge

### ELIGIBILITY FOR WEAR

1. May be worn by eligible Youth Members, except Grasshopper Scouts.

### YOUTH KIRO BADGES



Stage 1



Stage 2



Stage 3



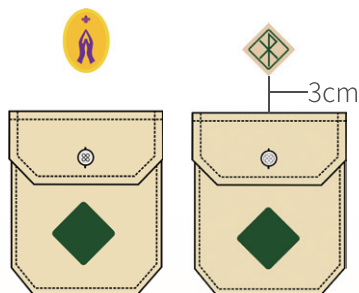
Stage 4

### ELIGIBILITY FOR WEAR

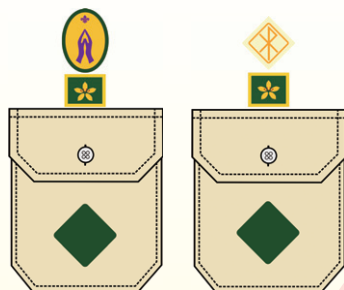
1. May be worn by baptized Catholic Youth Members, except Grasshopper Scouts, who have achieved all the requirements as laid down by the Catholic Scout Guild.
2. There are four stages of the Badge, namely Stage 1 (Yellow), Stage 2 (White), Stage 3 (Blue) and Stage 4 (Red). Only the highest stage is worn.

## METHOD OF WEARING RELIGIOUS BADGES AND YOUTH KIRO BADGES


1. The respective Sectional Religious Badge or the highest stage of the Youth Kiro Badge is worn 3 cm above the centre of the right breast pocket flap of the Uniform Shirt.



2. If either the Religious Badge or the Youth Kiro Badge is worn together with the Sectional Highest Award Insignia (i.e. Golden Bauhinia/Chief Scout's/Dragon Scout Award) and/or the Scout Link Badge/Venture Scout Link Badge, it should be positioned above them.



3. If either the Religious Badge or the Youth Kiro Badge is worn together with the Messengers of Peace / Souvenir Badge, they are positioned side by side with the Religious Badge or the Youth Kiro Badge on the left.



4. The Religious Badge and the Youth Kiro Badge may not be worn together. Youth Members shall choose one to wear.

## ADULT KIRO BADGE

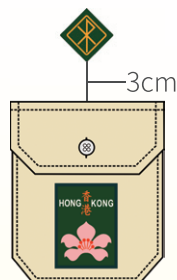


### ELIGIBILITY FOR WEAR

1. May be worn by baptized Catholic Adult Members.

### METHOD OF WEAR


1. Worn 3 cm above the centre of the right breast pocket flap of the Uniform Shirt.



2. If worn together with medals or Ribbon Bars, it lies above them.



3. If worn together with the Dragon Scout Award Leader Insignia /Baden-Powell Award Leader Insignia, the Messengers of Peace Badge or Souvenir Badge (only one of the above three can be chosen), they are positioned side by side with the Adult Kiro Badge on the left.



## SCOUT FAMILY BADGES

- Stage 1 : Red



- Stage 2 : Yellow



- Stage 3 : Blue




- Stage 4 : Green



## ELIGIBILITY AND METHOD OF WEAR

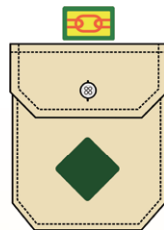
1. May be worn by eligible Cub Scouts, side by side in order from front to back, at the centre of the right sleeve of the Uniform Shirt.



## SCOUT LINK BADGE

### ELIGIBILITY AND METHOD OF WEAR

1. May be worn by eligible Cub Scouts, above the centre of the right breast pocket flap of the Uniform Shirt.
2. If worn together with the Golden Bauhinia Award, they are positioned side by side with the Scout Link Badge on the left.
3. May be worn together with the Scout Family Badges and may continue to be worn for a year after going up to the Scout Section.

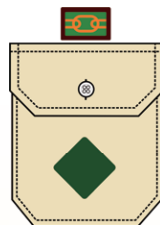


## VENTURE SCOUT LINK BADGE



### ELIGIBILITY AND METHOD OF WEAR

1. May be worn by eligible Scouts, above the centre of the right breast pocket flap of the Uniform Shirt.



2. If worn together with the Golden Bauhinia Award / Chief Scout's Award Insignia after going up to Venture Scouts, they are positioned side by side with the Venture Scout Link Badge on the left.



3. It may continue to be worn for a year after going up to the Venture Scout Section.

## SERVICE FLASH

## LEADERSHIP AWARD

### ELIGIBILITY AND METHOD OF WEAR

1. May be worn by eligible Scouts, on the right breast pocket below the Progressive Awards on the Uniform Shirt.
2. When both the Service Flash and the Leadership Award are worn together, the Service Flash lies above the Leadership Award.



## VENTURE SCOUT EPAULETTES

## ROVER SCOUT EPAULETTES



## ELIGIBILITY AND METHOD OF WEAR

1. Respective epaulettes may be worn by eligible Venture Scouts and Rover Scouts, on both shoulder straps of the Uniform Shirt or the Uniform Sweater.



Venture Scout

Rover Scout



## SECTIONAL PROGRESSIVE AWARDS AND HIGHEST AWARDS (\*)

### CUB SCOUT SECTION



Cub Scout  
Award



Cub Scout  
Adventure Award



Cub Scout  
Adventure Crest  
Award



Golden Bauhinia  
Award \*

### SCOUT SECTION



Scout  
Pathfinder Award



Scout  
Standard Award



Scout  
Advanced Award



Chief Scout's  
Award \*

### VENTURE SCOUT SECTION



Venture Scout Award



Dragon Scout Award \*

### ROVER SCOUT SECTION



Rover Scout Award




Baden-Powell Award \*

## ELIGIBILITY FOR WEAR


1. May be worn by Youth Members who have achieved all the requirements of the respective Sectional Progressive Awards/ Highest Award.

## METHOD OF WEAR

1. The Cub Scout Progressive Awards are worn at the centre of the right breast pocket of the Uniform Shirt. The Golden Bauhinia Award is worn above the centre of the right breast pocket flap. If the Golden Bauhinia Award is worn together with the Scout Link Badge, they are positioned side by side with the Golden Bauhinia Award on the right.



2. The Scout/Venture Scout Progressive Awards including the Highest Awards are worn at the centre of the right breast pocket of the Uniform Shirt.



3. The Rover Scout Award and the Baden-Powell Award are worn at the centre of the lower part of the left sleeve of the Uniform Shirt.



## VENTURE SCOUT FIRST AID BADGE



### ELIGIBILITY FOR WEAR

1. May be worn by eligible Venture Scouts within the validity period of the relevant certificate.

### METHOD OF WEAR

1. A pair of badges is worn at the centre of the upper part of both sleeves of the Uniform Shirt.
2. The badge on the right sleeve is worn below the Group Badge but above the Region and District Badges.
3. The pair of badges is worn in similar positions on both sleeves.



## ROVER SCOUT FIRST AID BADGE



### ELIGIBILITY FOR WEAR

1. May be worn by eligible Rover Scouts within the validity period of the relevant certificate.

### METHOD OF WEAR

1. Worn at the centre of the upper part of the right sleeve of the Uniform Shirt.
2. Worn below the Group Badge but above the Region and District Badges.



## SCOUT WINGS

## SCOUT CANOPY WINGS

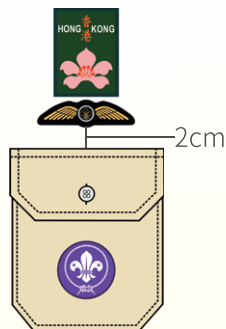


### ELIGIBILITY FOR WEAR

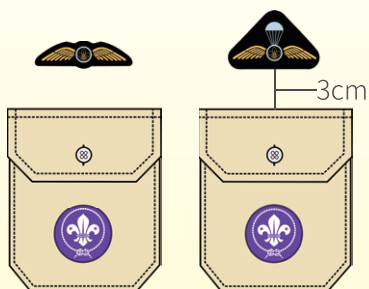
1. May be worn by eligible Venture Scouts, Rover Scouts and Adult Members.

### METHOD OF WEAR

1. Worn by Venture Scouts, 2 cm above the centre of the left breast pocket flap of the Uniform Shirt. The Hong Kong Emblem lies above it.



2. Worn by Rover Scouts and Adult Members, 3 cm above the centre of the left breast pocket flap of the Uniform Shirt.



3. The Scout Wings and the Scout Canopy Wings may not be worn together. Scout members shall choose one to wear.

## COMMUNITY INVOLVEMENT BADGE

SCOUT COMMUNITY INVOLVEMENT BADGE

VENTURE SCOUT COMMUNITY INVOLVEMENT BADGE


ROVER SCOUT COMMUNITY INVOLVEMENT BADGE



### ELIGIBILITY FOR WEAR

1. May be worn by eligible Scouts, Venture Scouts and Rover Scouts.

### METHOD OF WEAR



1. Worn at the centre of the right sleeve of the Uniform Shirt below the Region and District Badges.

## WORLD SCOUT ENVIRONMENT BADGE

CUB SCOUT WORLD SCOUT ENVIRONMENT BADGE

SCOUT WORLD SCOUT ENVIRONMENT BADGE

VENTURE SCOUT WORLD SCOUT ENVIRONMENT BADGE



### ELIGIBILITY FOR WEAR

1. May be worn by eligible Cub Scouts, Scouts and Venture Scouts.

### METHOD OF WEAR



Cub Scout

Scout

Venture Scout

1. Worn by Cub Scouts, at the centre of the upper part of the left sleeve of the Uniform Shirt.
2. Worn by Scouts and Venture Scouts, at the centre of the right sleeve of the Uniform Shirt below the Region and District Badges.

## WORLD CONSERVATION BADGE

### CUB SCOUT WORLD CONSERVATION BADGE

### SCOUT WORLD CONSERVATION BADGE



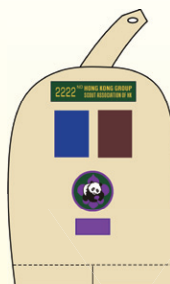
### ELIGIBILITY FOR WEAR

1. May be worn by eligible Cub Scouts and Scouts.

### METHOD OF WEAR



Cub Scout



Scout

1. Worn by Cub Scouts, at the centre of the upper part of the left sleeve of the Uniform Shirt.
2. Worn by Scouts, at the centre of the right sleeve of the Uniform Shirt below the Region and District Badges.



## THE SCOUTS OF THE WORLD AWARD

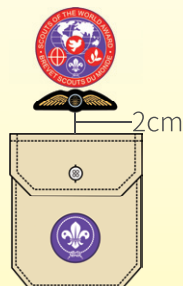
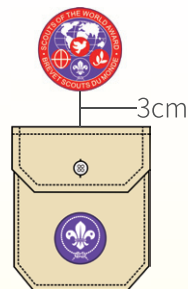


### ELIGIBILITY FOR WEAR

1. May be worn by Rover Scouts and Adult Members who have completed the programme of the Scouts of the World Award of the World Organization of the Scout Movement, until they reach 26 years old.

### METHOD OF WEAR

1. Worn by Rover Scouts and Adult Members, 3 cm above the centre of the left breast pocket flap of the Uniform Shirt.
2. If worn together with the Scout Canopy Wings, they are positioned side by side with the Scout Canopy Wings on the right.
3. If worn with the Scout Wings, it lies above the Scout Wings which is worn 2 cm above the centre of the left breast pocket flap of the Uniform Shirt.



## MESSENGERS OF PEACE BADGE

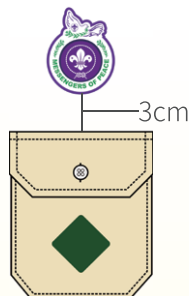


### ELIGIBILITY FOR WEAR

1. May be worn by Scout members who have participated in a Messengers of Peace project which is registered at the WOSM website and recognized by the Association.

### METHOD OF WEAR

1. Worn 3 cm above the centre of the right breast pocket flap of the Uniform Shirt.
2. If worn together with the Sectional Highest Award (Golden Bauhinia / Chief Scout's / Dragon Scout Award) Insignia, the Scout/ Venture Scout Link Badge or Ribbon Bars, it lies above them.
3. If worn together with a Souvenir Badge, they are positioned side by side with the Messengers of Peace Badge on the left.
4. Worn for only 12 months from the first day of the project.
5. If members participate in another recognized Messengers of Peace project, the badge may be worn for another 12 months starting from the first day of the second project.



## SCOUT LIFE SAVING BADGE

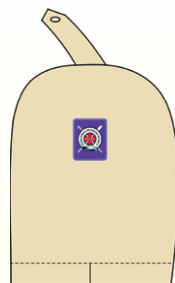


### ELIGIBILITY FOR WEAR

1. May be worn by eligible Scout members within the validity period of the relevant certificate.

### METHOD OF WEAR

1. Worn at the centre of the upper part of the left sleeve of the Uniform Shirt.



2. If worn together with the Hong Kong Award for Young People (HKAYP), it lies below the HKAYP.



## THE HONG KONG AWARD FOR YOUNG PEOPLE



Bronze Award



Silver Award




Gold Award

### ELIGIBILITY FOR WEAR

1. May be worn by eligible Scout members.


### METHOD OF WEAR



Scout



Venture Scout



Rover Scout



Adult Member

1. Worn at the centre of the upper part of the left sleeve of the Uniform Shirt.
2. If worn together with the Venture Scout First Aid Badge, it lies below the Venture Scout First Aid Badge.
3. If a Scout, Venture Scout or Rover Scout has achieved different levels of the award, only the highest level may be worn.
4. Rover Scouts may only wear the Silver or Gold Award. Adult Members may only wear the Gold Award, until they reach 25 years old.