

3.3. HEADGEAR, HAT / CAP BADGES AND SHOULDER BADGES

Overview

1. Headgear shall only be worn by Scout members after investiture.
2. The headgear, Hat/Cap Badges and Shoulder Badges indicate the identity and rank of a Scout member (Also see Section 6.3 Mess Kit Black Peak Cap/Hat and Metallic Shoulder Insignia.).
3. Respective Section epaulettes may be worn by qualified Venture Scouts and Rover Scouts.
4. The Hat/Cap Badge and Shoulder Badges worn by an Adult Member shall be of the same rank.
5. Scout units may make arrangements for their members, when in uniform, to wear activity headwear during an event (e.g. camp).
6. Leaders-in-charge of Scout units should take into account the safety issues of their Scout members when undertaking activities in uniform and arrange for them to remove their headgear during such activities.

WEARING OF HEADGEAR

1. Headgear shall be worn by Scout members, except Grasshopper Scouts, when in full uniform.
2. Headgear shall be worn in the following circumstances:
 - When outdoors;
 - When presiding over or participating in an indoor ceremony or while on duty indoors.
3. Headgear shall be removed when indoors, or at religious ceremonies or funerals.
4. If the event organiser does not make any specific headgear arrangements, female members need not remove their headgear when indoors, nor at religious ceremonies and funerals.
5. Headgear may not be worn while the “Very Hot Weather Warning” is issued by the Observatory.
6. After the headgear has been removed, it may be held in the left hand or be placed at a suitable place. Berets may also be folded and placed below the left shoulder strap of the uniform.

HAIR



1. Scout members should keep their original or natural hair colour.
2. Hair is to be kept neat and tidy.
3. Hair of male members should not touch the collar of the Uniform Shirt nor cover the ears.
4. Sideburns of members with short hair should not extend below the midpoint of the ears.
5. Female members with long hair should have their hair tied back with black hair bands in a low ponytail or a low military bun. Hair is to be tucked under the headgear but not packed into it.
6. No hair is to be visible below the front edge of the headgear.

WEARING HEADGEAR

CUB SCOUT CAPS

1. Dark green cap with yellow stripes, worn by male Cub Scouts.
2. Round dark green brim cap with butterfly knot at the back, worn by female Cub Scouts.
3. A cloth Cap Badge is sewn on the cap crown.
4. Worn with the Cap Badge facing forwards.



DARK GREEN / MAROON / GREYISH BLUE BERETS

1. Dark green beret
 - Worn by Scouts except Sea/Air Scouts, Rover Scouts except Sea/Air Rover Scouts, and Adult Members.
 - Worn by male Adult Members when wearing Tunics.
 - Female Adult Members wearing Standard Uniforms or Tie Uniforms may wear this if they choose not to wear the dark green blocked wool felt hat.



2. Maroon beret

- Worn by Venture Scouts and Venture Scout Leaders and Instructors.
- Female Venture Scout Leaders wearing Standard Uniforms or Tie Uniforms may wear this if they choose not to wear the dark green blocked wool felt hat.



3. Greyish blue beret

- Worn by Air Scouts, Air Venture Scouts, Air Rover Scouts, and Air Scout Leaders and Instructors.



4. When wearing,

- Tie the adjusting ribbon with a knot and tuck it inside the rear black binding of the beret.
- The beret should be worn with the Hat Badge positioned above the left eye.
- Position the beret about 2 cm above the eyebrows (about the width of a finger).
- Pull the excess material downward over the right ear.
- Wear the beret horizontally around the head.




DARK GREEN BLOCKED WOOL FELT HAT

1. Worn by female Adult Members, except Sea/Air Scout Leaders and Instructors, when wearing Standard Uniforms or Tie Uniforms.
2. Worn by female Adult Members when wearing Tunics.
3. It shall not be worn with trousers.
4. When wearing,
 - Place the Hat Badge above the right ear.
 - Position the hat about 4 cm above the eyebrows.
 - The hat string may be tied to the hair bun to secure the hat.



SEA SCOUT WHITE TOP CAP

1. Worn by Sea Scouts.
2. When wearing,
 - Position the cap about 2 cm above the eyebrows.
 - Wear the cap horizontally around the head.



SEA SCOUT LEADER WHITE TOP PEAK CAP

1. Worn by Sea Venture Scouts, Sea Rover Scouts, and Sea Scout Leaders and Instructors.



2. When wearing,
 - Position the cap about 2 cm above the eyebrows.
 - Wear the cap horizontally around the head.



BP SCOUT HAT

1. Worn by Adult Members when in ceremonies or at outdoor events.
2. When wearing,
 - The front dent faces forwards.
 - Position the hat about 2 cm above the eyebrows.
 - Wear the hat horizontally around the head.



YOUTH HAT/CAP BADGES

SCOUT HAT BADGE

1. Worn by Scouts, Air Scouts, Venture Scouts, Air Venture Scouts, Rover Scouts and Air Rover Scouts, about 2 cm above the black binding above the left eye.



SEA SCOUT CAP TALLY

1. Worn by Sea Scouts around the band of the white top cap, with the letters "SEA SCOUTS" facing forwards.
2. Tie a neat bow with the cap tally at the left centre of the band. The bow and the tails should both be 3 cm in length.



SEA VENTURE / ROVER SCOUT CAP BADGE


1. Worn by Sea Venture Scouts and Sea Rover Scouts at the front and centre of the seam of the white top and the band of the white top peak cap.



ADULT HAT/CAP BADGES AND SHOULDER BADGES

Overview

1. Hat/Cap Badges and Shoulder Badges are worn by Adult Members as appropriate to their rank.
2. The ranks of Adult Members may be identified by the colour/pattern of the Hat/Cap Badges and Shoulder Badges.



Rank	Hat/Cap Badge		Shoulder Badges
Chief Scout, Deputy Chief Scout		Purple	
Chief Commissioner		Purple	
Deputy Chief Commissioner		Purple	
Assistant Chief Commissioner		Purple	
Deputy Branch Commissioner, Deputy Regional Commissioner		Purple	

Rank	Hat/Cap Badge		Shoulder Badges
Asst. Branch Commissioner, Asst. Regional Commissioner, District Commissioner, Leader Trainer		Purple	
HQ Commissioner, Regional HQ Commissioner, Deputy District Commissioner, Asst. Leader Trainer		Purple	
Asst. HQ Commissioner, Asst. Regional HQ Commissioner, Asst. District Commissioner		Purple	
District Scout Leader, Trainer		Dark Blue	
HQ Scouter, Regional Scouter, District Scouter		Grey	
Group Scout Leader, Asst. Group Scout Leader		Sky Blue	
Sectional Scout Leader		Green	
Asst. Sectional Scout Leader		Red	
Asst. HQ Scouter, Asst. Regional Scouter, Asst. District Scouter, Instructor		Yellow	
Lay Member		Brown	
Professional Scouter, Salaried staff		Dark green and White	

SEA SCOUT LEADER CAP BADGE

1. Worn by Sea Scout Leaders and Instructors.



RETIRED SCOUTERS / COMMISSIONERS HAT/CAP BADGE AND SHOULDER BADGES

1. Retired Scouters / Commissioners may wear their Scout uniform with Hat/Cap Badge and Shoulder Badges of the highest rank in their Scouting service before their retirement. An “R” pin (“R” indicates “Retired”) is placed at the bottom of the Shoulder Badges.
2. If the retirement age limit of a member of the Hong Kong Training Team is extended by the Chief Commissioner, in the period of such extension, the “R” pin is not necessary.
3. The “R” pin is not necessary on Mess Kit.



WEARING ADULT HAT/CAP BADGE


DARK GREEN / MAROON / GREYISH BLUE BERET

1. Worn at about 2 cm above the black binding above the left eye.



DARK GREEN BLOCKED WOOL FELT HAT

1. Worn on the right side of the hat.



SEA SCOUT LEADER WHITE TOP PEAK CAP

1. Worn at the front and centre of the seam of the white top and the band of the white top peak cap.



BP SCOUT HAT

1. Worn at the buckle on the ribbon on the left side of the hat.
2. A decoration knot (e.g. fisherman knot or square knot) is used to tie the ribbon at the front of the hat.



WEARING ADULT SHOULDER BADGES

1. Worn at the end of the two shoulder straps of the Uniform Shirt, Tunic Topcoat or Uniform Sweater.

